


Firebox Standard Features



Portable Design. No disassembly required for transportation. Ready for immediate use at the time of delivery.



Engine, fuel system and all mechanical components are protected by a fire retardant fiberglass cowling. Engine controls, over center clutch lever and gauges are located on the side of the cowling for easy access.



Rear doors open for ash removal.



Quick drain oil change system




Two stage air filter



Direct drive fan, two stage air filter, water separating fuel filter, automatic shut-down system, I-Beam engine mounting system.



Security Doors
1/4" steel plate secures engine deck




Ember Screen



Off Road Mobility
8" of ground clearance
Towable with tractor, loader, excavator, etc.
Quick change, 10 minutes
Aides with ash removal

Waste Heat Recovery
Available on all
FireBoxes
(single panel shown)



Electric Drive
AC 240/360/480 (3-Phase)
50 or 60 Hz
Variable Frequency Drive
Completely programmed
Simple controls; on/off & fan speed



AIR BURNERS LLC

4390 Cargo Way
Palm City, FL 34990

888-566-3900
772-220-7303

E-mail: info@airburners.com
www.airburners.com